



Setting up Firefox to use your CAC on your Windows computer

Presented by: Michael J. Danberry

Last Revision / review: 09 September 2019

These tweaks are required to utilize your CAC.

If you don't follow these instructions, Firefox(FF) will not know the CAC reader exists enabling you to access CAC secured websites.

This guide requires you to install ActivClient (FF will not work with the built in Windows 7, 8 / 8.1, or 10 smart card software)

ActivClient download locations:

<https://militarycac.com/activclient.htm>

The most up to date version of this presentation can be found at:

<https://militarycac.com/files/FirefoxCACSetup.pdf> or

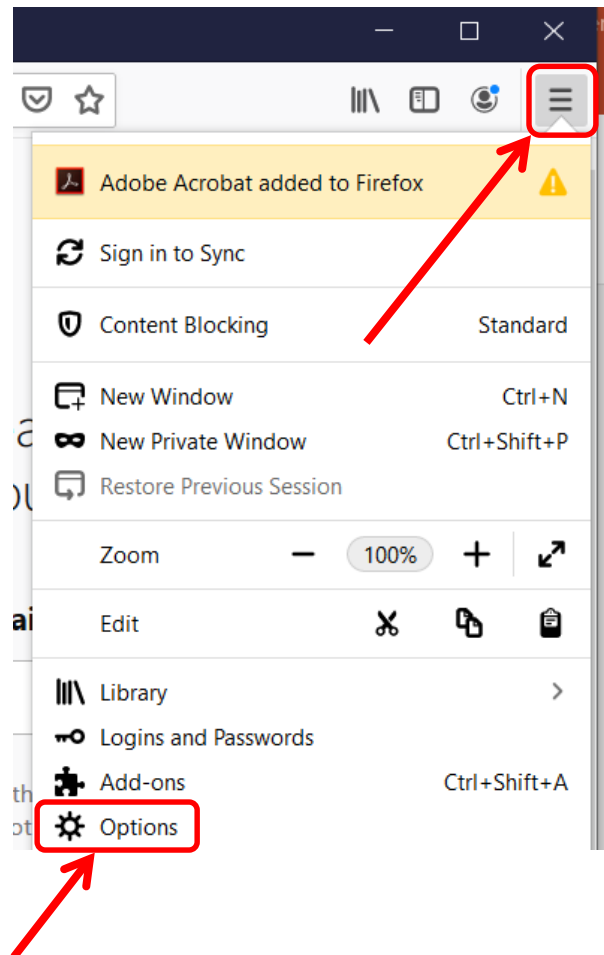
<https://militarycac.com/files/Tech Note Firefox CAC Authentication.pdf>

Download Firefox from the Mozilla website



<https://www.mozilla.org/en-US/firefox>

Open Firefox, click the 3 parallel lines, then *Options*



Scroll to the very bottom of the options page and click the *Security Devices...* (button)

Certificates

When a server requests your personal certificate

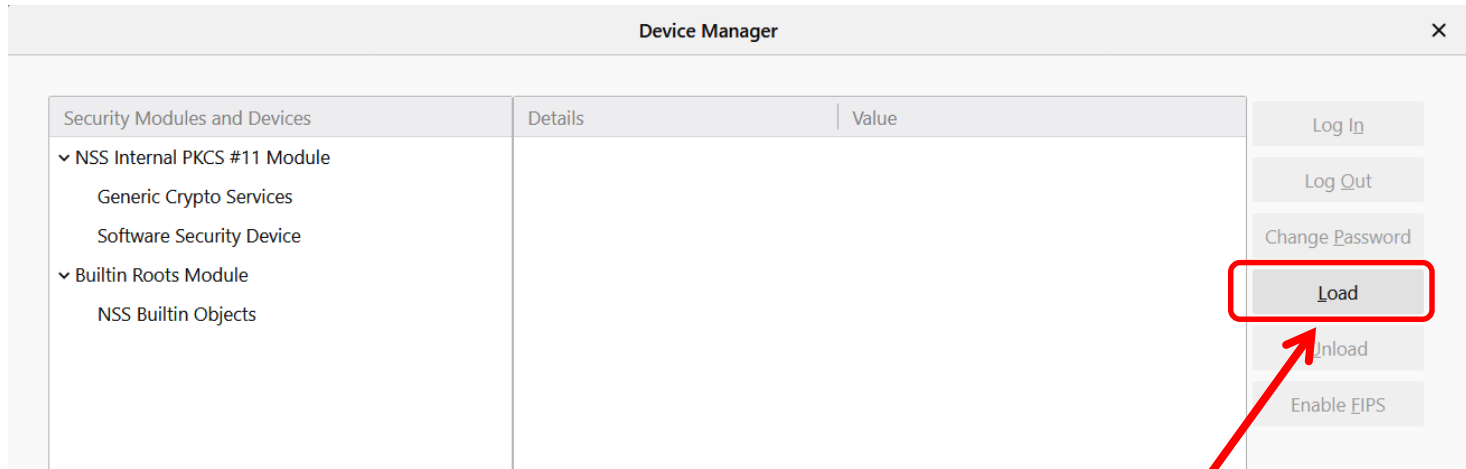
- Select one automatically
- Ask you every time
- Query OCSP responder servers to confirm the current validity of certificates

View Certificates...

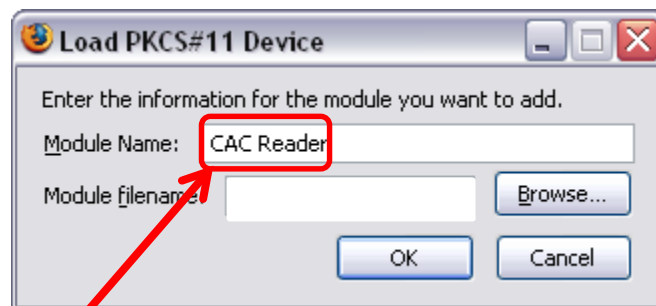
Security DeVICES...



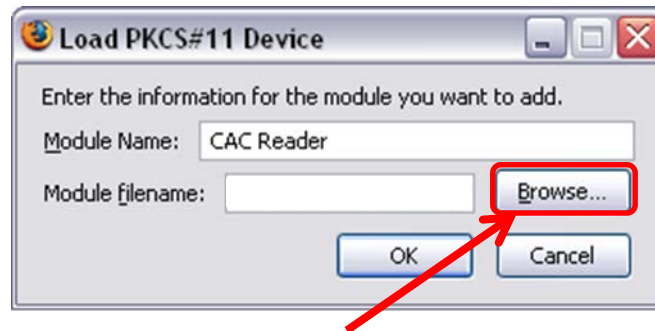
Click the Load (button)



Type: “CAC Reader” in Module Name:



Click Browse... then navigate to locations listed below the image, then click OK



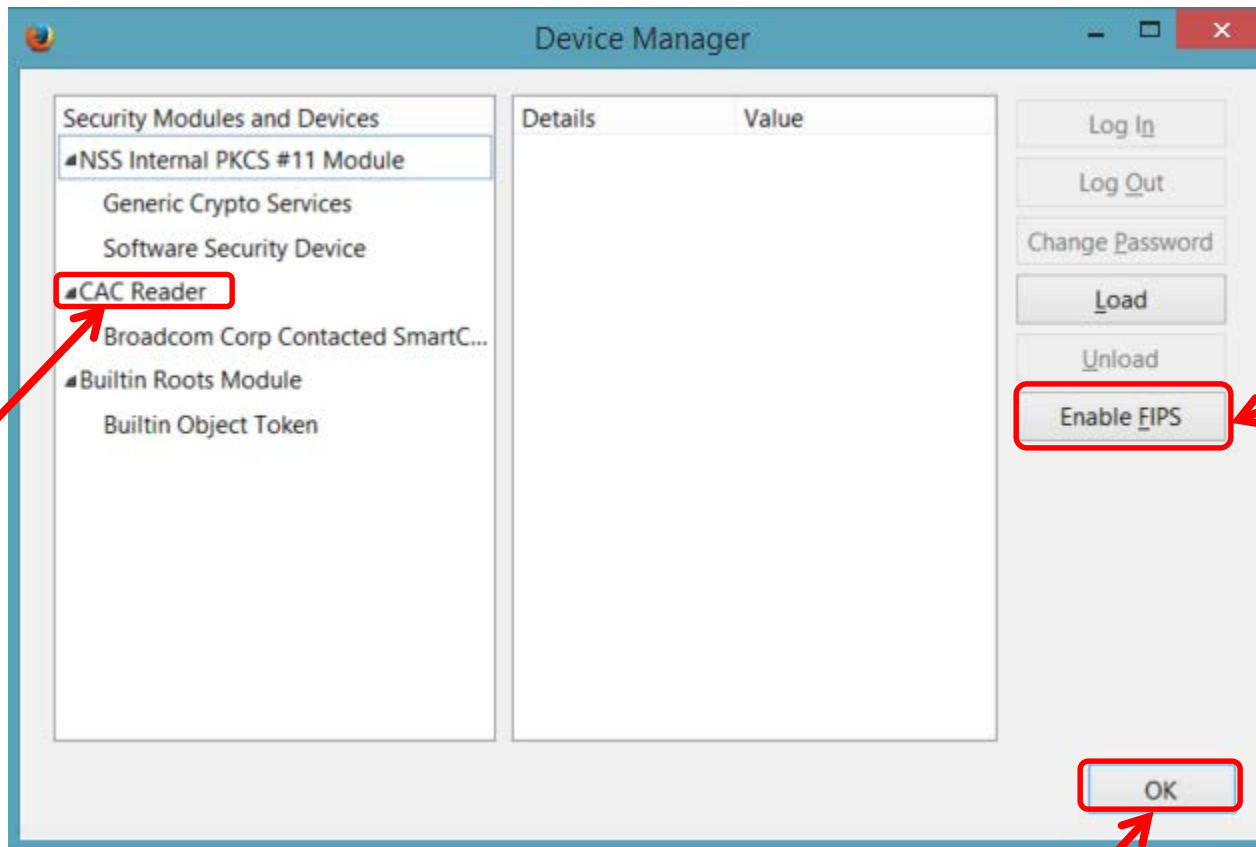
- ActivClient **7.1.0.x** computers, navigate to: **C:\Program Files\HID Global\ActivClient\acpkcs211.dll**
- OpenSC computer will find the file located at: **C:\windows\system32\opensc-pkcs11.dll**
- Coolkey computer will find the “**libcoolkeypk11.dll**” file located at: **C:\Program Files(x86)\Mozilla Firefox**

NOTE (ActivClient users): Some people / computers may receive: “**Unable to add module.**” Some ideas that helped others:

1. Navigate to the .dll location, then remove everything BEFORE **acpkcs211.dll** (basically leaving it by itself).
2. Run Firefox as an Administrator.

If these tips don't work for you, go back to using Internet Explorer for anything CAC related, you will save yourself a LOT of time and frustration.

You should now see *CAC Reader* in the left column. Select *OK* to close this window



NOTE: Some Air Force users have had to select *Enable FIPS* (button) to access the Air Force Portal

Click on *View Certificates...* (button)

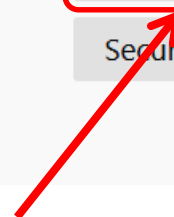
Certificates

When a server requests your personal certificate

- Select one automatically
- Ask you every time
- Query OCSP responder servers to confirm the current validity of certificates

View Certificates...

Security DeVICES...



You will be prompted to enter your CAC PIN. Enter it and select OK

ActivClient Login ? X

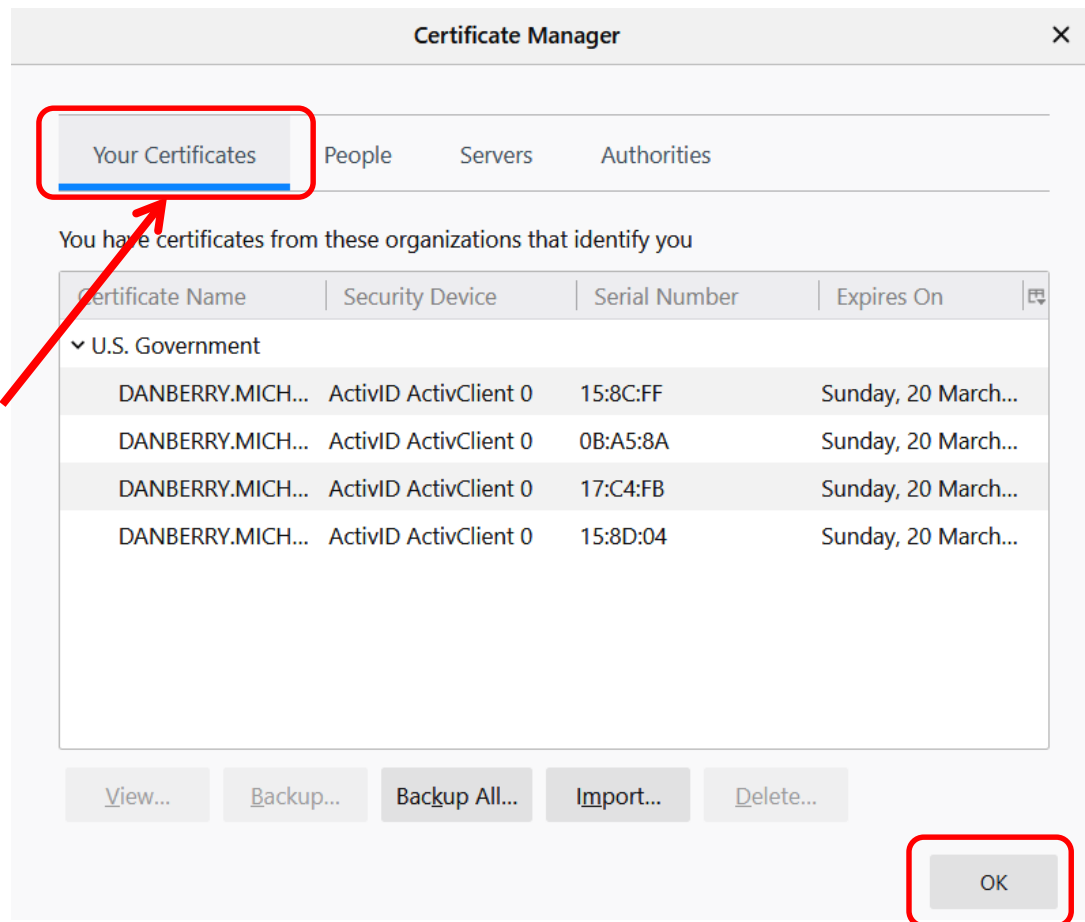
ActivID®
ActivClient®

Please enter your PIN.

PIN

OK Cancel

Click on the *Your Certificates* (tab),
you should see your 4 CAC
certificates listed, Click *OK*



To successfully access DoD websites, you MUST install the Department of Defense (DoD) certificates

Download links for the InstallRoot file(s) can be found on:

<https://militarycac.com/dodcerts.htm>

It will not harm your computer to run this file more than once

If after installation of DoD certs you see *“There is a problem with this website’s security certificate”* or see red certificate errors, follow this guide: <https://militarycac.com/files/dodrootca2.pdf>

Additional Guidance

- Close Firefox and restart it. Verify functionality by accessing a CAC restricted website like (<https://www.dmdc.osd.mil/milconnect>) and selecting the CAC option for logging in.
- You will be prompted with a message the *Connection is Untrusted* the first time you go to a new DoD website
- Examples are found on the next slide.
- Firefox will ask you each and every time you go to visit a new or different DoD website to Confirm the Security Exception (aka, the certificate).

Select *I Understand the Risks*, then *Add Exception...*



This Connection is Untrusted

You have asked Firefox to connect securely to **web.mail.mil**, but we can't confirm that your connection is secure.

Normally, when you try to connect securely, sites will present trusted identification to prove that you are going to the right place. However, this site's identity can't be verified.

What Should I Do?

If you usually connect to this site without problems, this error could mean that someone is trying to impersonate the site, and you shouldn't continue.

Get me out of here!

▶ Technical Details

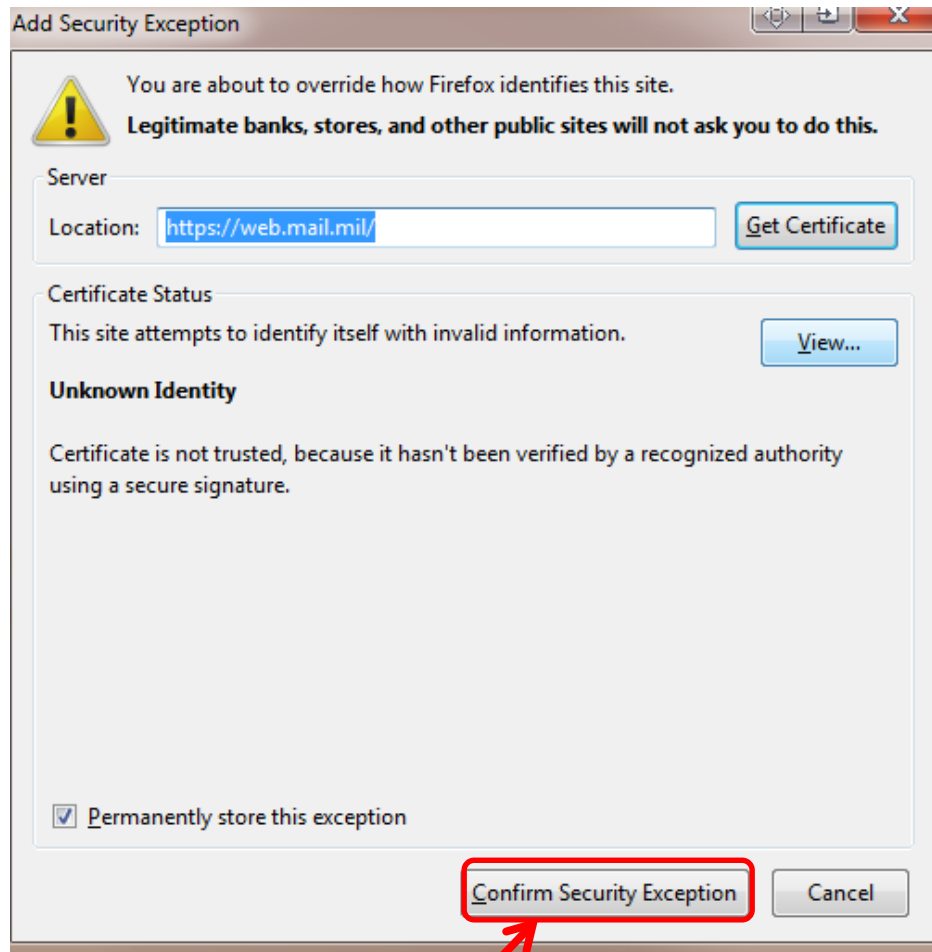
▼ **I Understand the Risks**

If you understand what's going on, you can tell Firefox to start trusting this site's identification. **Even if you trust the site, this error could mean that someone is tampering with your connection.**

Don't add an exception unless you know there's a good reason why this site doesn't use trusted identification.

Add Exception...

Select *Confirm Security Exception* (button), your site should now open



Once confirmed you should see the website you are trying to access.

**YOU ARE ACCESSING A U.S. GOVERNMENT (USG) INFORMATION SYSTEM (IS)
THAT IS PROVIDED FOR USG-AUTHORIZED USE ONLY.**

By using this IS (which includes any device attached to this IS), you consent to the following conditions:

- The USG routinely intercepts and monitors communications on this IS for purposes including, but not limited to, penetration testing, COMSEC monitoring, network operations and defense, personnel misconduct (PM), law enforcement (LE), and counterintelligence (CI) investigations.
- At any time, the USG may inspect and seize data stored on this IS.
- Communications using, or data stored on, this IS are not private, are subject to routine monitoring, interception, and search, and may be disclosed or used for any USG-authorized purpose.
- This IS includes security measures (e.g., authentication and access controls) to protect USG interests--not for your personal benefit or privacy.
- Notwithstanding the above, using this IS does not constitute consent to PM, LE or CI investigative searching or monitoring of the content of privileged communications, or work product, related to personal representation or services by attorneys, psychotherapists, or clergy, and their assistants. Such communications and work product are private and confidential. See User Agreement for details.

OK

NOTE: If you have problems accessing Mail.mil (the ability to encrypt emails will NOT work in Firefox, you **MUST** use Internet Explorer).

Presentation created and maintained by:

Michael J. Danberry

<https://MilitaryCAC.com>

If you still have questions, visit:

<https://militarycac.com/questions.htm>